


# NEW AMERICANS IN WEST VIRGINIA



**1.2%** of West Virginians are foreign born.


**1.9%** of West Virginians are Latino or Asian.

**45.7%** of immigrants in the state are eligible to vote.



West Virginia has 2,281 foreign students who contribute **\$52.3 million** to the state economy.

**51.4%** of foreign-born adults have a bachelor's degree or higher.




Immigrants are **1.6%** of the state's workforce. **0.5%** of the workforce is unauthorized.

Asian-owned businesses in West Virginia have sales and receipts of **\$546.2 million**.

Latino-owned businesses in West Virginia have sales and receipts of **\$176.6 million**.

The purchasing power of West Virginia's Latino population and Asian population, respectively, is **\$647.3 million** and **\$602.7 million**.



**83%** of West Virginia's children with immigrant parents are U.S. citizens.

**94.6%** of children with immigrant parents are English proficient.

**DID YOU KNOW?** West Virginia would lose **\$26.6 million** in economic activity if all unauthorized immigrants were removed.

[www.immigrationpolicy.org](http://www.immigrationpolicy.org)